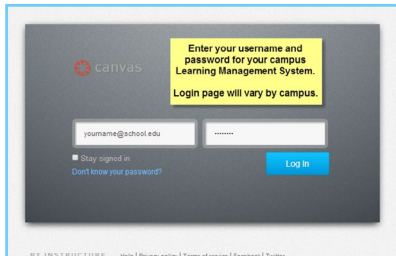


Engage with MindTap through Canvas by Following These Easy Steps!

Access Your Campus Learning Management System

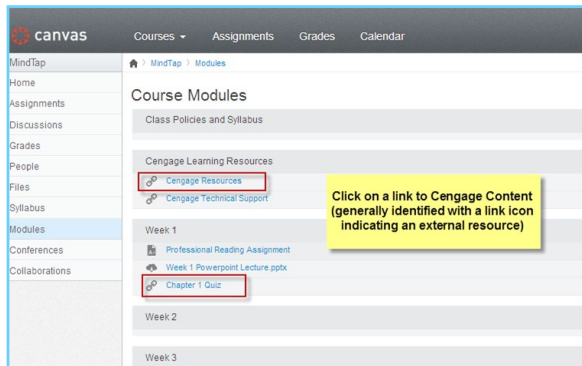
- 1 Log in with your username and password. ** The login page will vary by campus.



Access Your Course

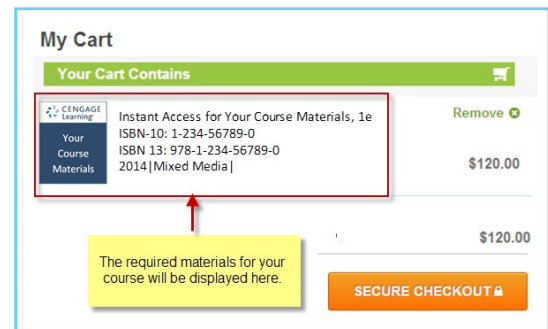
- 2 Your course will include a combination of links to content provided by your instructor and Cengage Learning.

You will need your access code (or have the ability to purchase access) the first time you click on one of the links.



Payment Options

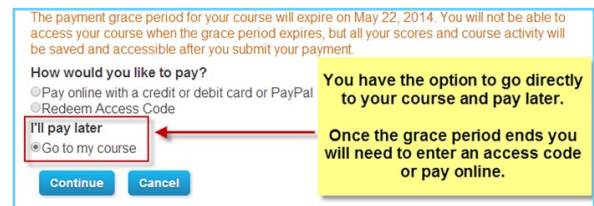
- 3a Purchase online.



- 3b Already purchased an access code? Redeem your code here.

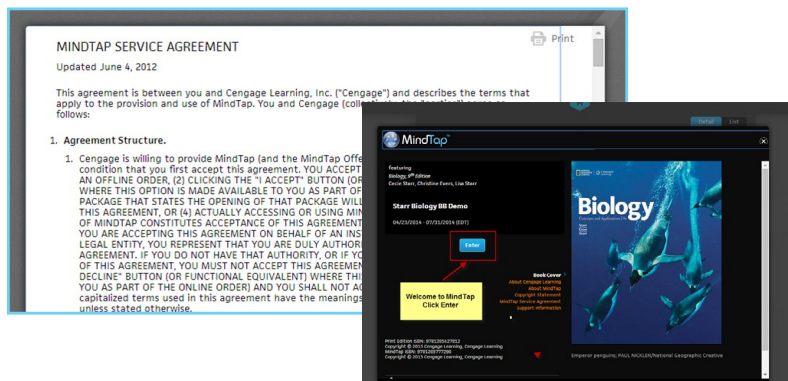


- 3c Or buy later and start your trial access (available for a limited time after class start date).



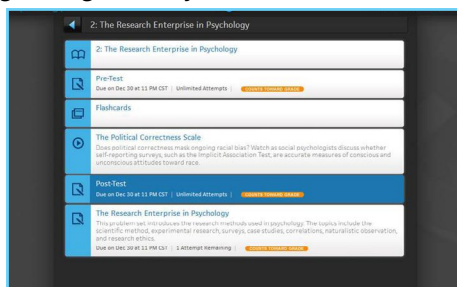
Accept the License Agreement and Welcome to MindTap!

- 4 Agree to the license agreement.
- 5 After completing one of the three payment options, you will be taken directly into your course materials. Please be aware that these resources will open in a new tab or window, so you will want to make sure that you allow popups. Click Enter.



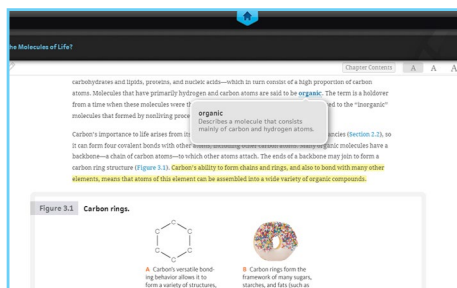
Features of Your MindTap Course

MindTap includes a variety of learning materials presented in a learning path that was customized by your instructor. Your instructor may also provide links to specific activities from your Learning Management System.



Access Your eText

MindTap also includes a digital version of your textbook. You will have access to a variety of tools to help you study. You can take notes, highlight, access key terms and more.



That's it! You've successfully registered for MindTap in Canvas.

Questions?

ONLINE:

Begin by submitting a support case via the Cengage Learning Technical Support Link in your Learning Management System (LMS).

Once your case is submitted, you'll receive a case ID and access to 24/7 email or live chat!

PHONE SUPPORT:

Or, you can speak with an agent by calling the phone number provided upon your case submission.

PHONE SUPPORT HOURS:

Monday through Thursday:
8:30am to 9:00pm (EST)
Friday:
8:30am to 6:00pm (EST)

Don't see a Technical Support Link in your Course?

ASK INSTRUCTOR:

Notify your instructor and ask them to add the Cengage Technical Support link for LMS users.

ONLINE:

You can contact Technical Support outside of your campus LMS by visiting www.cengage.com/support.

If submitting from outside your LMS, please choose MindLinks as your product.